

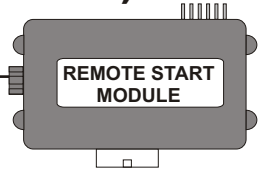
# IB-N2 Installation Instructions

## NISSAN TRANSPONDER BYPASS KIT (NO KEY REQUIRED)

\* See Select Vehicle List Below



INPUT-	<b>BROWN (-)</b>	CONNECT TO (-) IGNITION FROM REMOTE STARTER
INPUT-	<b>GREEN (-)</b>	NOT USED
INPUT-	<b>BLUE (-)</b>	NOT USED
OUTPUT-	<b>VIOLET/WHITE (-)</b>	CONNECT TO VEHICLE SECURITY LED WIRE (IN TRANSPONDER HARNESS)
OUTPUT-	<b>VIOLET</b>	<b>DATA OUTPUT</b> CONNECT TO DATA WIRE (IN TRANSPONDER HARNESS AT KEY CYLINDER)
OUTPUT-	<b>PINK/WHITE (+)</b>	CUT IGNITION WIRE & CONNECT TO KEY SIDE
INPUT-	<b>PINK (+)</b>	CUT IGNITION WIRE AND CONNECT TO ECM SIDE
INPUT-	<b>ORANGE (-)</b>	NOT USED
INPUT-	<b>RED (+)</b>	12 VOLTS CONSTANT
INPUT-	<b>BLACK (-)</b>	CHASSIS GROUND



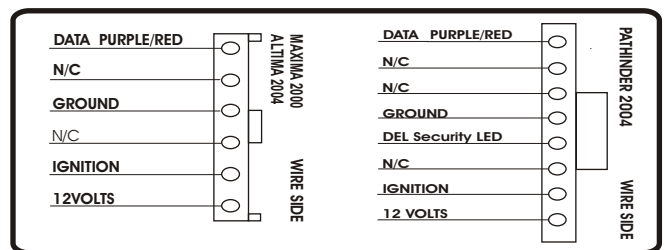
### MODULE PROGRAMMING

Start vehicle with ignition key then remove Key. The IB-N2 is now programmed.

Vehicle Compatibility Chart

Make	Model	Year					
		'05	'04	'03	'02	'01	'00
Nissan	Altima		✓	✓	✓	✓	
	Maxima			✓	✓	✓	✓
	Pathfinder	✓	✓	✓	✓	✓	
	X-Trail	✓					

TRANSPONDER WIRING HARNESS PLUG DIAGRAM



IS\_IB-N2 10/27/04

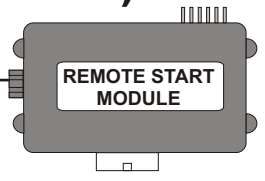
# IB-N2 Installation Instructions

## NISSAN TRANSPONDER BYPASS KIT (NO KEY REQUIRED)

\* See Select Vehicle List Below



INPUT-	<b>BROWN (-)</b>	CONNECT TO (-) IGNITION FROM REMOTE STARTER
INPUT-	<b>GREEN (-)</b>	NOT USED
INPUT-	<b>BLUE (-)</b>	NOT USED
OUTPUT-	<b>VIOLET/WHITE (-)</b>	CONNECT TO VEHICLE SECURITY LED WIRE (IN TRANSPONDER HARNESS)
OUTPUT-	<b>VIOLET</b>	<b>DATA OUTPUT</b> CONNECT TO DATA WIRE (IN TRANSPONDER HARNESS AT KEY CYLINDER)
OUTPUT-	<b>PINK/WHITE (+)</b>	CUT IGNITION WIRE & CONNECT TO KEY SIDE
INPUT-	<b>PINK (+)</b>	CUT IGNITION WIRE AND CONNECT TO ECM SIDE
INPUT-	<b>ORANGE (-)</b>	NOT USED
INPUT-	<b>RED (+)</b>	12 VOLTS CONSTANT
INPUT-	<b>BLACK (-)</b>	CHASSIS GROUND



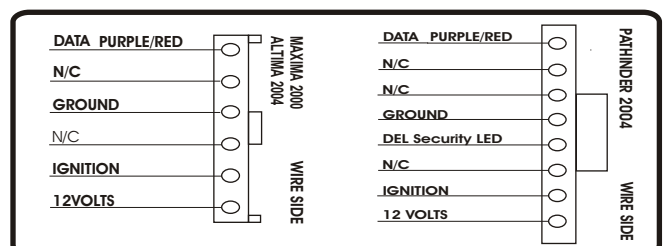
### MODULE PROGRAMMING

Start vehicle with ignition key then remove Key. The IB-N2 is now programmed.

Vehicle Compatibility Chart

Make	Model	Year					
		'05	'04	'03	'02	'01	'00
Nissan	Altima		✓	✓	✓	✓	
	Maxima			✓	✓	✓	✓
	Pathfinder	✓	✓	✓	✓	✓	
	X-Trail	✓					

TRANSPONDER WIRING HARNESS PLUG DIAGRAM



IS\_IB-N2 10/27/04