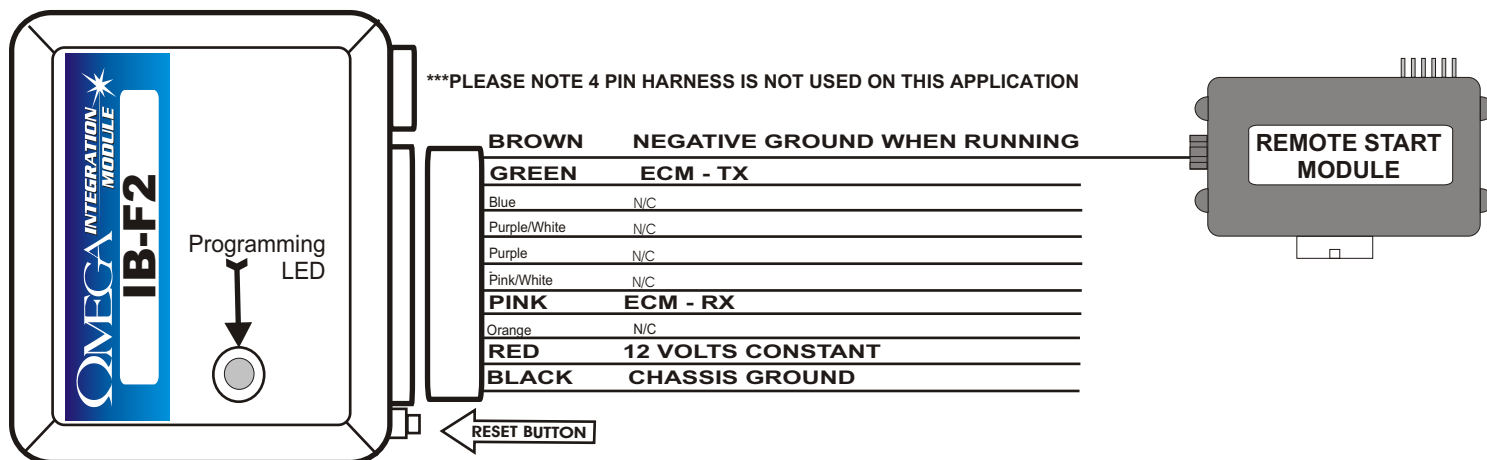


FORD & MAZDA TRANSPONDER BYPASS KIT (NO KEY REQUIRED)

* See Select Vehicle List Below



VERY IMPORTANT NOTE:

Please be aware that FORD products can accept a maximum of 8 keys total. When programming a the module, a space in the vehicle BCM is used. Please verify that the module is properly connected before programming.

IB-F2 MODULE PROGRAMMING

Programming is similar to Ford additional key programming.

TWO(2) VALID KEYS ARE NECESSARY TO PROGRAM IB-F2 MODULE.
MAX 5 SECOND INTERVALS BETWEEN EACH STEP

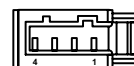
- 1- Insert the first valid key into ignition.
Turn it to "ON" position - stay "ON" until the vehicle security "THEFT" light goes off.
Turn Ignition key to "OFF" position and remove-it.
- 2- Insert the second valid key into ignition.
Turn it to "ON" position - stay "on" until the "thief" light goes off.
Turn ignition key to "OFF" position and remove-it.
- 3- Temporally connect the brown wire of **IB-F2** to ground.
Apply power to vehicle ignition until the "THEFT" light goes off.
Simultaneously, the LED on the module and vehicle security "THEFT" light indicator will illuminate & then turn off.
The module is now programmed.
(Note: If the thief light blinks, check all your connections & repeat steps 1,2,3).
Connect the brown wire of **IB-F2** to remote car starter's negative output when running wire.

TYPE A



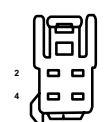
PIN	CIRCUIT FUNCTION
1	Ground
2	Ignition
3	RX
4	TX

TYPE B



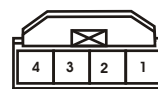
PIN	CIRCUIT FUNCTION
1	Ignition
2	Ground
3	TX
4	RX

TYPE C



PIN	CIRCUIT FUNCTION
1	Ground
2	Ignition
3	RX
4	TX

TYPE D



PIN	CIRCUIT FUNCTION
1	RX
2	TX
3	Ground
4	Ignition

VEHICLE \ YEAR/TYPE	2000	TYPE	2001*	TYPE	2001**	TYPE	2002	TYPE	2002	TYPE	2004	TYPE
ESCAPE	●	B	●	B	●	B	●	B	●	B	●	B
FOCUS	●	B	●	B	●	B	●	B	●	B	●	B
LINCOLN LS	●		●	B	●	B	●	B	●	?		
THUNDERBIRD							●	?				
TRIBUTE			●	?	●	?	●	?	●	?	●	?

*built *before* 7-24-00

**built *after* 7-24-00