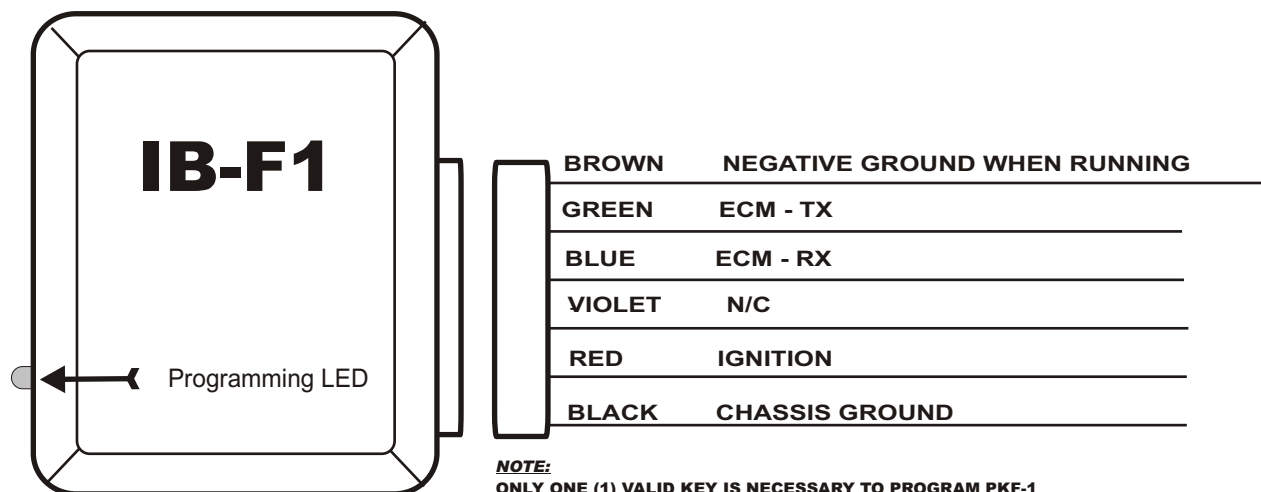


## FORD PATS Bypass Kit

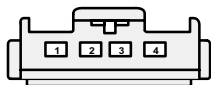
Provides Temporary Bypass Of The Immobilizer System For Remote Starting



### BYPASSKIT PROGRAMMING

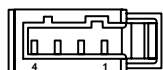
- 1- Once the BYPASSKIT unit is properly connected, Turn key to "ON" position.
- 2- Simultaneously, the LED on the module and vehicle "THEFT" light indicator will illuminate & then turn off.
- 3- The BYPASSKIT is now programmed.

#### TYPE A



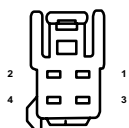
PIN	CIRCUIT FUNCTION
1	Ground
2	Ignition
3	RX
4	TX

#### TYPE B



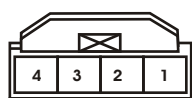
PIN	CIRCUIT FUNCTION
1	Ignition
2	Ground
3	TX
4	RX

#### TYPE C



PIN	CIRCUIT FUNCTION
1	Ground
2	Ignition
3	RX
4	TX

#### TYPE D



PIN	CIRCUIT FUNCTION
1	RX
2	TX
3	Ground
4	Ignition

Model \ Year	'05	'04	'03	'02	'01	'00	'99
Contour						✓	✓
Crown Victoria				✓	✓	✓	✓
Excursion	✓	✓	✓	✓	✓	✓	
Expedition					✓	✓	✓
Explorer					1	✓	✓
F150			✓	✓	✓	✓	✓
F250			✓	✓	✓		
F350			✓	✓	✓		
Heavy Truck (CF)						✓	
Mustang		✓	✓	✓	✓	✓	✓
Ranger					1	✓	✓
Taurus							✓
Windstar					✓	✓	✓
Blackwood				✓			
Continental					✓	✓	✓
Navigator					✓	✓	✓
Town Car				✓	✓	✓	✓
B3000					✓	✓	✓
B4000					✓	✓	✓
Cougar				✓	✓	✓	✓
Grand Marquis				✓	✓	✓	✓
Mountaineer					1	✓	✓
Mystique						✓	✓
Sable							✓

1 Manufactured before July 24, 2000

# Keys required to program bypasskit: 1